

Art Projects Portfolio

eBook Presentation
Essence Watkins

1st Semester

In semester 1 the class was introduced to using with a combination of elements and principles. A few projects we did were the fruit and vegetable still- life drawing, the handscapes, eye drawing and the abstract drawings. All of which have similar processes.

Skills such as ink modeling techniques, working with watercolor pencils, and drawing from observation were used in each project. The fruit and veggie still life is an example of something created by drawing from observation of live fruit and vegetables.

Elements & Principles Drawing Project



Elements & Principles Drawing

- ◎ As we were introduced into drawing with elements and principles we were allowed to freelance and draw what we wanted. Yet we had to go around to different stations using different drawing utensils in our work. Some drawing tools used were color pencils, oil pastels, charcoal pencils and etc.



Still Life Fruit & Veggie Drawing



Still life Fruit & Veggie Drawing

- ◎ This particular project was draw from observation. To be honest, before doing this project I found it nearly impossible to draw exactly what I see because I felt my skills wouldn't capture every aspect of the fruit and vegetables. Though, after creating outlines and contour lines the rest of the drawing went smoothly.


Handscape Project

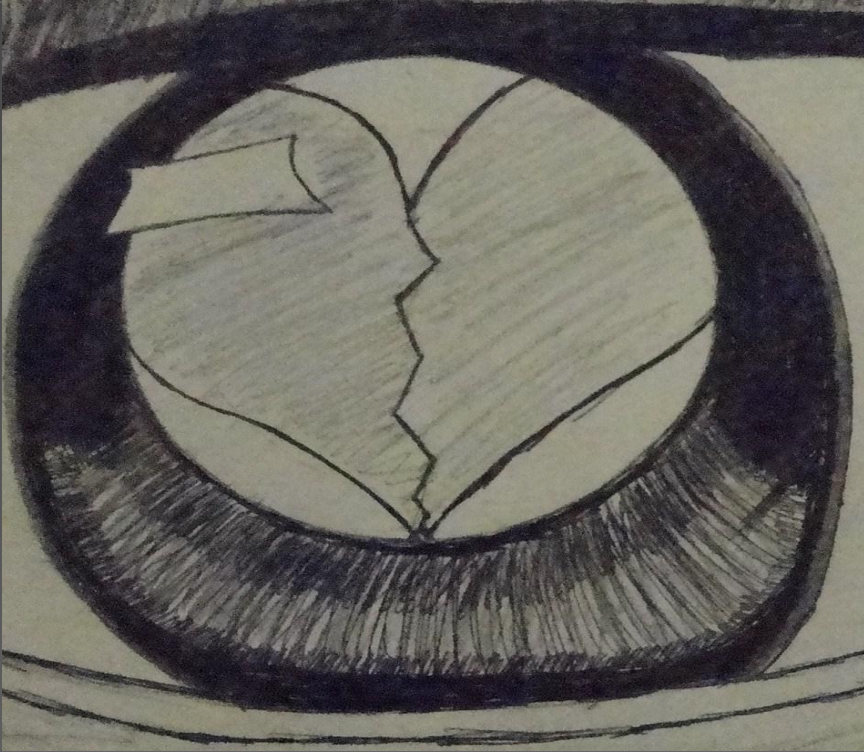


Handscape Project

- The handscape was a processed project. We had to first practice drawing our hands. Then practicing drawing them holding an object of some sort. The purpose of this project was to combine the drawings of hands and a landscape. I combined shading of light and dark values in my landscape of buildings. The overall project was fairly simple.

Eye Fear Project





Eye Fear Project

- The eye fear was a easier project with a shorter process than other projects. It started by determining what we feared the most. Then we just created an enlarged eye that we first learned to draw from the youtube video. It was difficult to draw using an ink pen but it worked out.

Abstraction Drawing Project



Abstraction Drawing Project



- ◉ The abstraction drawing was my favorite project. It allowed us to freelance and express ourselves in a way. The process was really simple we just drew whatever we wanted and then outlined in pencil. With the final we used oil pastels to add color. I personally did not like the oil pastels because they were messy but they did blend well.